
COMPUTER SCIENCE

9608/42

Paper 4 Further Problem-solving and Programming Skills

May/June 2018

PRE-RELEASE MATERIAL



No Additional Materials are required.

This material should be given to the relevant teachers and candidates as soon as it has been received at the Centre.

READ THESE INSTRUCTIONS FIRST

Candidates should use this material in preparation for the examination. Candidates should attempt the practical programming tasks using their chosen high-level, procedural programming language.

This document consists of **8** printed pages.

Teachers and candidates should read this material prior to the June 2018 examination for 9608 Paper 4.

Reminders

The syllabus states:

- there will be questions on the examination paper which do not relate to this pre-release material
- you must choose a high-level programming language from this list:
 - Visual Basic (console mode)
 - Python
 - Pascal / Delphi (console mode)

Note: A mark of **zero** will be awarded if a programming language other than those listed is used.

The practical skills for Paper 4 build on the practical skills covered in Paper 2. We therefore recommend that candidates choose the same high-level programming language for this paper as they did for Paper 2. This will give candidates the opportunity for extensive practice and allow them to acquire sufficient expertise.

Questions on the examination paper may ask the candidate to write:

- structured English
- pseudocode
- program code

A program flowchart or the use of Jackson Structured Programming (JSP) should be considered as an alternative to pseudocode for documenting a high-level algorithm design.

Candidates should be confident with:

- the presentation of an algorithm using either a program flowchart or pseudocode
- the production of a program flowchart from given pseudocode and vice versa
- the production of a JSP structure diagram from a given scenario

Candidates will also benefit from using pre-release materials from previous examinations. These are available on the teacher support site.

Declaration of variables

The syllabus document shows the syntax expected for a declaration statement in pseudocode.

```
DECLARE <identifier> : <data type>
```

If Python is the chosen language, each variable's identifier (name) and its intended data type must be documented using a comment statement.

Structured English – Variables

An algorithm in pseudocode uses variables, which should be declared. An algorithm in structured English does not always use variables. In this case, the candidate needs to use the information given in the question to complete an identifier table. The table needs to contain an identifier, data type and description for each variable.

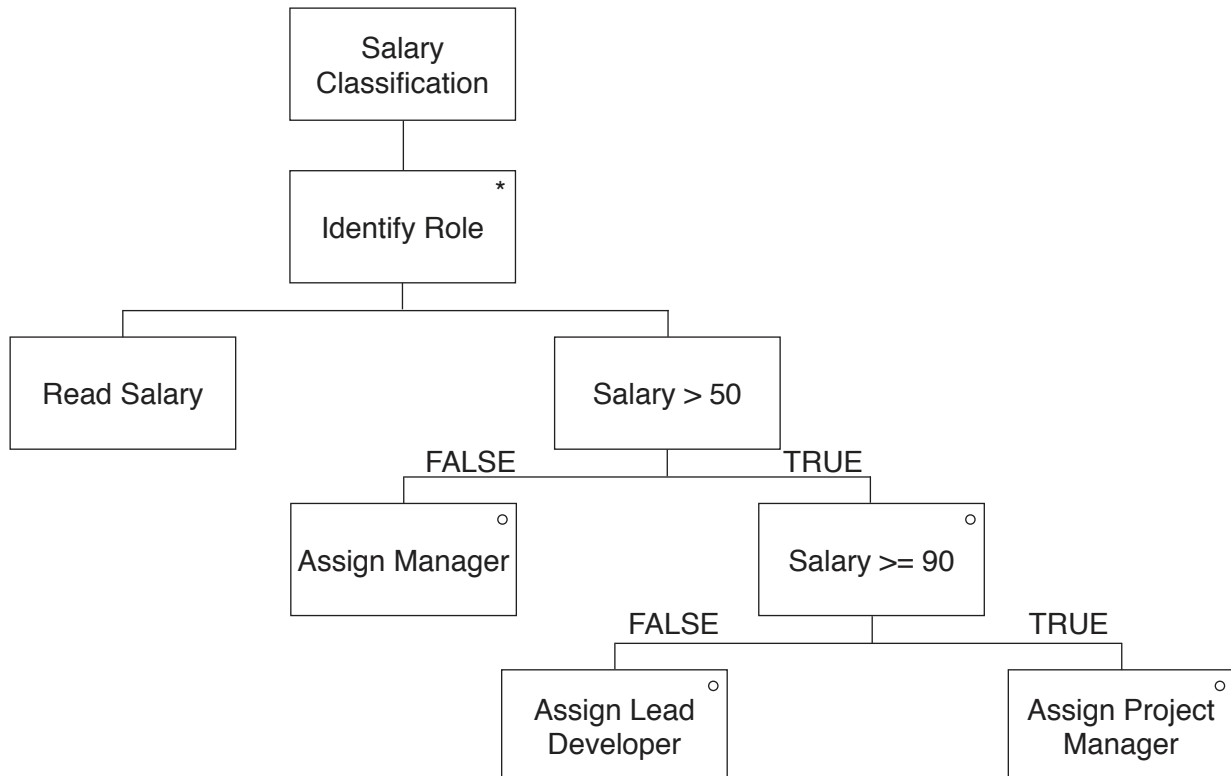
Key focus: JSP structure diagrams

TASK 1

Staff salaries are read from a file. The role of each member of staff is determined by their salary:

- if they earn 50 or less, they are a Manager
- if they earn more than 50 but less than 90 they are a Lead Developer
- if they earn 90 or more, they are a Project Manager.

The following JSP structure diagram shows the structure of a solution for this problem.



TASK 1.1

Research the purpose of JSP structure diagrams.

TASK 1.2

Find out the meaning of the different symbols inside the boxes and how these affect the structure of the program.

TASK 1.3

Complete the following pseudocode algorithm for the JSP structure diagram on the previous page.

```

WHILE .....
    CALL ReadSalary()
    IF .....
        THEN
            IF .....
                THEN
                    Role ← .....
                ELSE
                    Role ← .....
                ENDIF
            ELSE
                Role ← .....
            ENDIF
        ENDIF
    ENDWHILE

```

TASK 1.4

A new role is introduced. Any member of staff earning more than 70 and less than 90 is now called a Consultant.

Edit the JSP structure diagram to include the Consultant role.

TASK 1.5

Edit the pseudocode algorithm to add the Consultant role.

TASK 1.6

Write a function in **program code** to determine the role of a staff member.

The function will take salary as its parameter, and return the role title.

Key focus: Object-oriented programming

TASK 2


A toy shop needs a computer system to store information about its toys.

The developer writes a program using object-oriented programming.

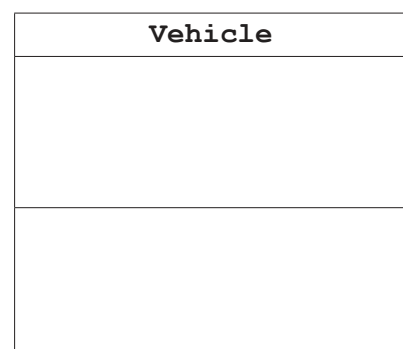

- A toy has the properties:
 - Name (for example, Train engine)
 - ID (for example, TE11)
 - Price (for example, 0.99)
 - Minimum age (for example, 4)
- A computer game is a type of toy; it has the properties of toy, and:
 - Category (for example, Car racing)
 - Console (for example, Camstation)
- A vehicle is a type of toy; it has the properties of toy, and:
 - Type (for example, Car)
 - Height (for example, 4)
 - Length (for example, 15)
 - Weight (for example, 0.2)

TASK 2.1

Use the following incomplete class diagram to specify the three classes. Make sure you include the constructor, and get and set methods for each class.



**Key focus:
Class diagrams**



TASK 2.2

Find out what is meant by **inheritance**.

The `ComputerGame` and `Vehicle` classes inherit from the `Toy` class.

Add arrows to represent the inheritance relationships in your class diagram.

TASK 2.3

Write **program code** to create the `Toy` class. Make sure:

- the properties are declared as private
- you have a constructor
- you have get and set methods for each property.

Key focus: Writing classes

TASK 2.4

Write **program code** to create the `ComputerGame` and `Vehicle` classes. Make sure:

- the properties are declared as private
- you have a constructor
- you have get and set methods for each property
- the classes inherit the properties from the `Toy` class.

TASK 2.5

Add validation (where appropriate) to the constructor and set methods for all three classes. For example, age range may be limited to between 0 and 18.

TASK 2.6

Create instances of `ComputerGame` and `Vehicle` with appropriate data, in the main program. Store the objects in arrays. The data for one instance of `Vehicle` is given to get you started.

```
Name = "Red Sports Car"
ID = "RSC13"
Price = 15.00
Minimum age = 6
Type = "Car"
Height = 3.3
Length = 12.1
Weight = 0.08
```

Key focus: Instantiating objects

TASK 2.7

A procedure prompts the user to input the ID for a toy. The program finds that toy and outputs the values of its properties in an appropriate format.

Write the procedure and test it with appropriate data.

TASK 2.8

A procedure allows the user to input a number to be used as a discount rate. The price of all the toys will be reduced by that number. For example, 10 would reduce the price of all toys by 10%.

Write the procedure and test it with appropriate data.

TASK 2.9

Research the differences between a bubble sort and insertion sort.

TASK 2.10

The shop would like the program to sort the objects in the `ComputerGame` class in ascending order of price, and output the values of their properties.

Write at least one algorithm to sort and output the arrays in ascending order of price.

Test the algorithm with appropriate data.

Key focus: Declarative language

TASK 3

A declarative language is used to create a set of facts and rules for characters in a computer game.

```
01 character(jim).
02 character(jenny).
03 character_type(jim, prince).
04 character_type(jenny, princess).
05 has_skill(jim, fly).
06 has_skill(jenny, invisibility).
07 pet(jim, horse).
08 pet(jenny, bird).
09 animal(horse).
10 animal(bird).
11 skill(fly).
12 skill(invisibility).
13 has_skill(X, Y) if character(X) and skill(Y).
```

TASK 3.1

Add the following facts:

- Habib is a character, who is an explorer.
- Habib has a pet fish and the skill of time travel.

Key focus: Adding facts

TASK 3.2

Write a rule to state that a character can only have a pet, if they are a character, and the pet is an animal.

TASK 3.3

Add additional characters, animals, pets and skills.

TASK 3.4

State what would be returned if the following goals were added.

- `character(jim)`.
- `character_type(jenny, X)`.
- `character_type(X, prince)`.
- `has_skill(jenny, X)`.
- `has_skill(X, fly)`.

TASK 3.5

Write goals to find the following information.

- all Jim's pets
- all the characters who can fly
- all the skills
- all the pets of characters who are princesses



Key focus: Writing goals

Permission to reproduce items where third-party owned material protected by copyright is included has been sought and cleared where possible. Every reasonable effort has been made by the publisher (UCLES) to trace copyright holders, but if any items requiring clearance have unwittingly been included, the publisher will be pleased to make amends at the earliest possible opportunity.

To avoid the issue of disclosure of answer-related information to candidates, all copyright acknowledgements are reproduced online in the Cambridge International Examinations Copyright Acknowledgements Booklet. This is produced for each series of examinations and is freely available to download at www.cie.org.uk after the live examination series.

Cambridge International Examinations is part of the Cambridge Assessment Group. Cambridge Assessment is the brand name of University of Cambridge Local Examinations Syndicate (UCLES), which is itself a department of the University of Cambridge.